

December, 2018

Thermo Scientific Liquid Transfer Product Communication

**Subject: Packaging material change on Thermo Scientific™ pipettes
Finnpipette™ Novus lubrication grease change**

Dear Channel Partner,

With our company mission to make the world healthier, cleaner and safer, we have decided to look carefully at our pipette packaging and the components we include there. We were able to identify several components that we could remove from the packages globally. We have noticed that these following components are not widely used by our customers but instead they may turn into waste and therefore can be removed.

Items removed Thermo Scientific pipette packages:

1. Shelf hanger: single pipette stand to put on a corner of a shelf
2. Warning stickers: could have been applied on a pipette if used on e.g. radiation/poisonous materials
3. Tip samples: included only few tips that were not in a rack and not sterile







The removal of these items has already started in Joensuu, Finland production in December 2018. Other pipette manufacturing sites will follow during early 2019.

Removal of CD user manuals

We have also decided to remove the CD versions of pipette user manuals on all the Finland manufactured pipettes. Customers are used to finding information online and CDs are no longer that commonly used which makes the CD manual redundant in our packages. Instead of the CD, we will include a small package insert card on the pipette packages. This will direct the customers to a common website where all the latest versions of pipette user manuals can be found going forward. This website is: www.thermofisher.com/pipette manuals.

Removal of the CDs started in December. Possible implementation to our other manufacturing locations will be decided later on with local production and commercial teams.

Image of the package insert card:

<p style="text-align: center;">thermoscientific</p> <p style="text-align: center;">Thermo Scientific™ Pipette Manuals</p> <div style="border: 1px solid gray; padding: 5px; margin-bottom: 10px;"> <p>Volume Lock</p> <p>Thermo Scientific™ Finnpiquette™ F1 and F1-ClipTip™ pipette models include a volume locking mechanism to avoid unwanted volume drift during pipetting.</p> <p>Simply pull the knob up, turn the knob to adjust the volume and lock the volume by pushing the knob down.</p>  </div> <div style="border: 1px solid gray; padding: 5px; margin-bottom: 10px;"> <p>Don't forget the tips</p> <p>Thermo Scientific™ FinnTips™ properly fit your Finnpiquette for optimal performance.</p>  </div> <div style="border: 1px solid gray; padding: 5px;"> <p>ClipTip pipette tips lock firmly in place on F1-ClipTip pipettes for a secure seal on every channel.</p>  </div> <p>Browse the complete selection: thermofisher.com/pipettetips</p> <p style="text-align: center;">Thermo Fisher SCIENTIFIC</p>	<p style="text-align: center;">thermoscientific</p> <p style="text-align: center;">Thermo Scientific™ Pipette Manuals</p> <p>Please download the user manual from: Das Bedienungshandbuch finden Sie unter Veuillez télécharger la version complète du mode d'emploi depuis Por favor descargue el Manual de Uso completo de De handling kan worden gedownload via Prezimate korisnički priručnik ovdje: Stáhněte si prosím uživatelskou příručku, která je umístěna zde: Παρακατούργηστε λήψη του εγχειριδίου χρήστη από Du kan downloade brugervejledningen på Lad digge kasutusjuhend alla veebisaidilt. Pipetin käyttöohjeen saat ladattua osoitteesta Var god och ladda ner användarinstruktioner från Kérjük, töltsse le a felhasználói kézikönyvet az alábbi helyről: Visamiegas hláðid niðun notkunarlitbeingningum af Scaricare il manuale per l'utente da Atsisiųskite naudotojo vadovą iš Prosimy pobrać podręcznik użytkownika z Descarregue o manual do utilizador a partir de Descărcați manualul de utilizare de la Korisnički priručnik preuzmite ovdje: Prevezmite si použivatelskú príručku z Navodila za uporabo prenesite s spletnega naslova Lütfen kullanıcı kılavuzunu yukarıdan indirin. こちらから取扱説明書をダウンロードして下さい。 請从下方链接下载用户手册</p> <p>thermofisher.com/pipettomanuals</p> <p>You may also contact us at: info.pipettes@thermofisher.com</p> <div style="border: 1px solid gray; padding: 5px; font-size: small;"> <p>This product complies with the European Union Directive 98/79/EC, and it is marked with a CE-marking. When the product is used in applications related to the directive 98/79/EC, read the additional information at www.thermofisher.com/pipettomanuals or contact the manufacturer at info.pipettes@thermofisher.com to ensure correct and safe use.</p> <p>The CE-mark covers the system containing the CE-marked F1-ClipTip pipette and the CE-marked ClipTip tips and Finnpiquette F1, F2, F3 and Digital pipette and the CE-marked FinnTips. Product specifications are subject to change without prior notice.</p> </div> <p> Thermo Fisher Scientific Oy, Ratasilä 2, 01620 Vantaa, Finland</p> <p>Learn more at thermofisher.com/pipettes</p> <p style="font-size: x-small;">© 2018 Thermo Fisher Scientific Inc. All rights reserved. All trademarks are the property of Thermo Fisher Scientific and its subsidiaries unless otherwise specified. 1617470-01</p> <p style="text-align: center;">Thermo Fisher SCIENTIFIC</p>
--	---

Finnpipette Novus grease change

I'd like to inform you that the pipette grease used to lubricate the internal parts and o-rings in Finnpiquette Novus electronic pipettes has been changed to the same grease as already used in all Thermo Scientific manual pipettes and E1-ClipTip electronic pipettes. New grease has proven to be better in lubrication performance and reduces occasional jamming. Grease change was implemented in production from serial number PH50205 forward in June 2018.

Please don't hesitate to contact me if you have any questions.

Sincerely,



Maiju Palokangas
Senior Product Manager, ClipTip products and Core Pipettes
Liquid Transfer